



Accelerating Higher Education
Expansion and Development
Program (AHEAD)

Operational Technical Secretariat (OTS)
University of Sri Jayewardenepura
Gangodawila, Nugegoda.

Ministry of Higher Education

Progress Report for Senate Till 31st December 2020

1. Allocations for Result Area One

Under the Result Area One of the AHEAD project, WB funds were allocated among three faculties of the university. Since 2018 October, funds have been receiving for the Faculty of Technology and Faculty of Medical Sciences and from this year (2020) university was able to get another grant for the Faculty of Applied Sciences. These grants mainly can be utilized for Civil Works and for the purchasing of equipment for the Faculties.

Current Progress of the Each Grant and comparative analysis of utilization of funds up to 31st December 2020 is presented below:

Faculty of Medical Sciences

Year	Funds Received	Actual Expenses	% Utilization	Grant Category	Procurement Progress	Date of Completion
2018 October	30 million	29.9 million	100%	Goods	All items purchased	March 2019
2019 May	146 million	1.3 million	0.9%	Civil Works	On going	
Total	176 million	31.2 million	18%			

ADDRESS

AHEAD Operation, OTS Office,
University of Sri Jayewardenepura
Gangodawila
Nugegoda

OFFICERS, TELEPHONE & E-MAIL

Director/OTS - 011-2801639, 077-3205873, kelumg@sjp.ac.lk
Deputy Director/Procurement - 071-4443734, mayuri@sjp.ac.lk
Deputy Director/Finance, 071-9718432, ktc.priyangani@gmail.com
Senior Administrative Officer - 071-4406223, rohini0427@gmail.com

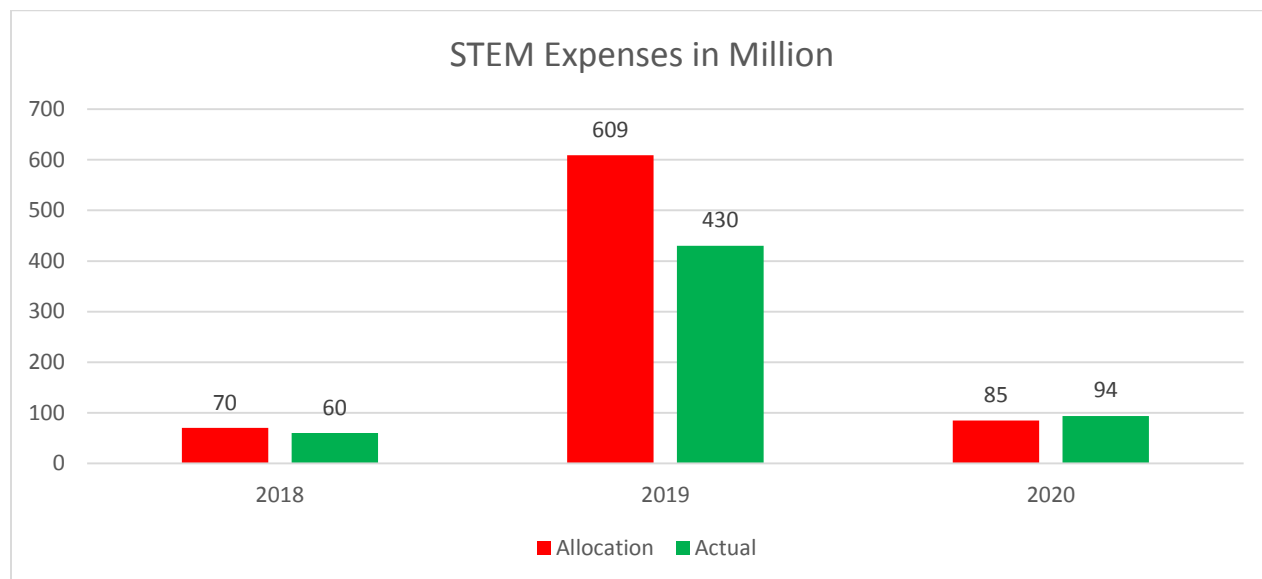
Faculty of Technology

Year	Funds Received	Actual Expenses	% Utilization	Grant Category	Procurement Progress	Date of Completion
2018 October	40 million	39.8 million	100%	Goods	All items purchased	March 2019
2019 May	351 million	351 million	100%	Civil Works	Building is now in use	February 2020
	112 million	112.7 million	101%	Goods	All items purchased	June 2020
2020 January	60 million	50 million	83%	Goods	All items has been order	
Total	563 million	553.5 million	98%			

Faculty of Applied Science - Department of Polymer Science

Year	Funds Received	Actual Expenses	% Utilization	Grant Category	Procurement Progress	Date of Completion
2020 January	20 million		0%	Goods	Purchased orders are already placed	

Overall summary of funds allocation and expenditure for the period from October, 2018 to 31st of December, 2020 is given bellow for the Result Area 1 of the AHEAD project



2. Allocations for Result Area Two

Under the Result Area 2, University was able to secure funds for the following sub areas of the grant.

- ELTA-ELSE Faculty Level Grants, (3 Faculties)
- ELTA-ELSE Department Level Grants (5 Departments)
- PhD Scholarships for PhD studies. (21 PhDs)

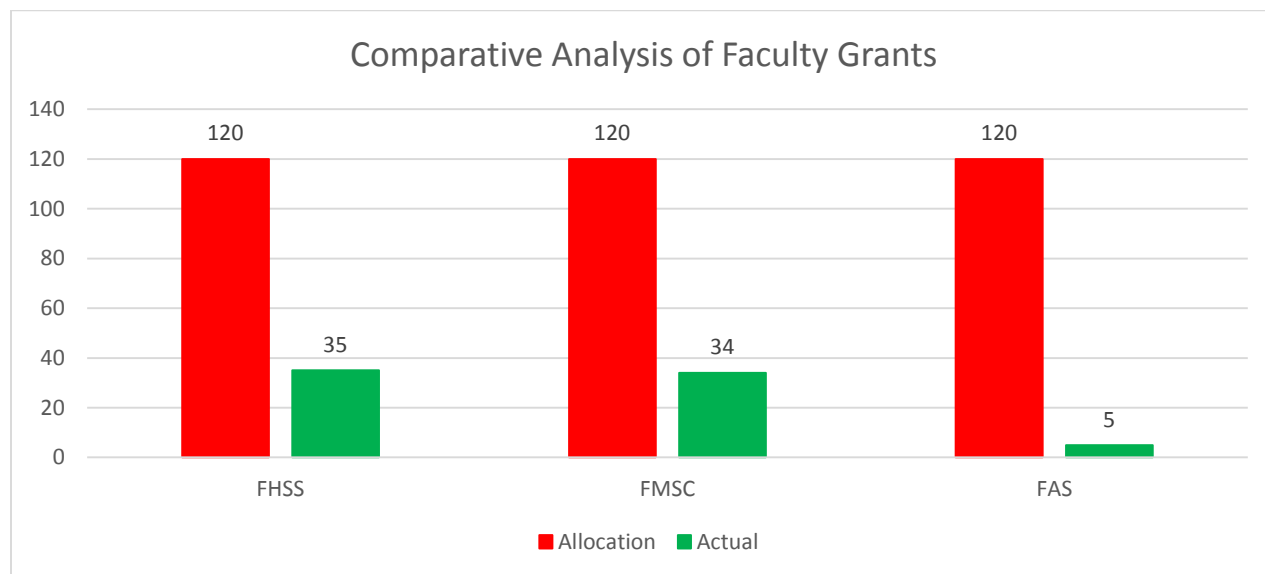
ELTA-ELSE Faculty Level Grants

Three faculties of the university were able to win the grant; **Faculty of Humanities and Social Sciences, Faculty of Management Studies and Commerce** and **Faculty of Applied Sciences**. The value of the each grant is Rs. 120 million.

Progress of the each grant as at 31st December 2020 is given bellow:

Faculty	Agreement Sign Date	Total Allocation	Actual expenses	% Utilization	Remarks
FHSS	6 th May 2019	120 million	34.7 million	29%	On going
FMSC	6 th May 2019	120 million	34.3 million	29%	On going
FAS	26 th September 2019	120 million	4.9 million	04%	On going
Total		360 million	73.9million	20.5%	

As of 31st December 2020 comparative analysis of three faculty level grants are given bellow:



ELTA - ELSE Department Level Grant

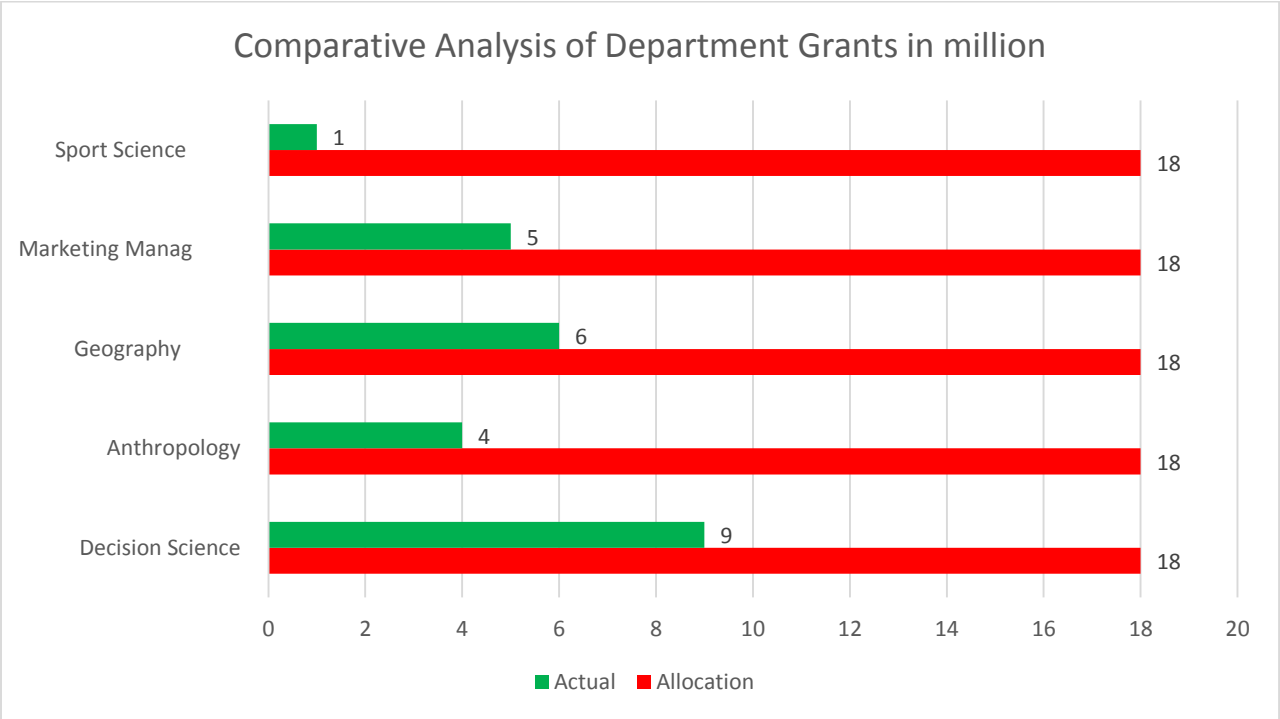
Under the Department level competition the university was able to win 5 Department level grants. Each of the Departments received Rs.18 million. Department of **Anthropology**, Department of **Geography**, Department of **Decision Sciences**, Department of **Marketing Management** and the Department of **Sport Science** won the round one and two allocations.

Progress of the each grant as at 31st December 2020 is given bellow:

Department	Agreement Sign Date	Total Allocation	Actual expenses	% Utilization	Remarks
Decision Science FMSC	19 th August 2019	18 million	8.9 million	50%	On going
Anthropology FHSS	30 th August 2019	18 million	3.9 million	22%	On going
Geography FHSS	2 nd September 2019	18 million	5.6 million	31%	On going

Marketing Management FMSC	18 th November 2019	18 million	5.3 million	29%	On going
Sport Science FAS	18 th November 2019	18 million	1.2 million	07%	On going
Total		90 million	24.9 million	28%	

As of 31st December 2020 comparative analysis of five Department level grants are given below:



PhD Scholarship Programme

Under the PhD scholarship program, the university staff were awarded 45 PhD Scholarships. Due to delays of starting PhD programs by the grant winners, most of the awarded grants have been canceled by the OMST. Currently 21 scholarship holders have started their PhD studies and each of them are given 9 million for 3-year period

Faculty	Number of Awards	Number Started	Total Allocation	Expenses as at 31 st December 2020
Management	12	12	108 million	92.4 million
Humanities	05	05	45 million	
Applied Science	03	03	27 million	
Medical Science	01	01	9 million	

3. Allocations for Result Area Three

The objective of this result area is to promote Research, Development and Innovation culture within the Universities. Result Area 3 consist of four sub components.

- Research and Innovation Commercialization (RIC) grant
- Development Oriented Research (DOR) grant
- Innovation Commercialization Enhancement (ICE) grant
- University Business Linkages Cell (UBL)

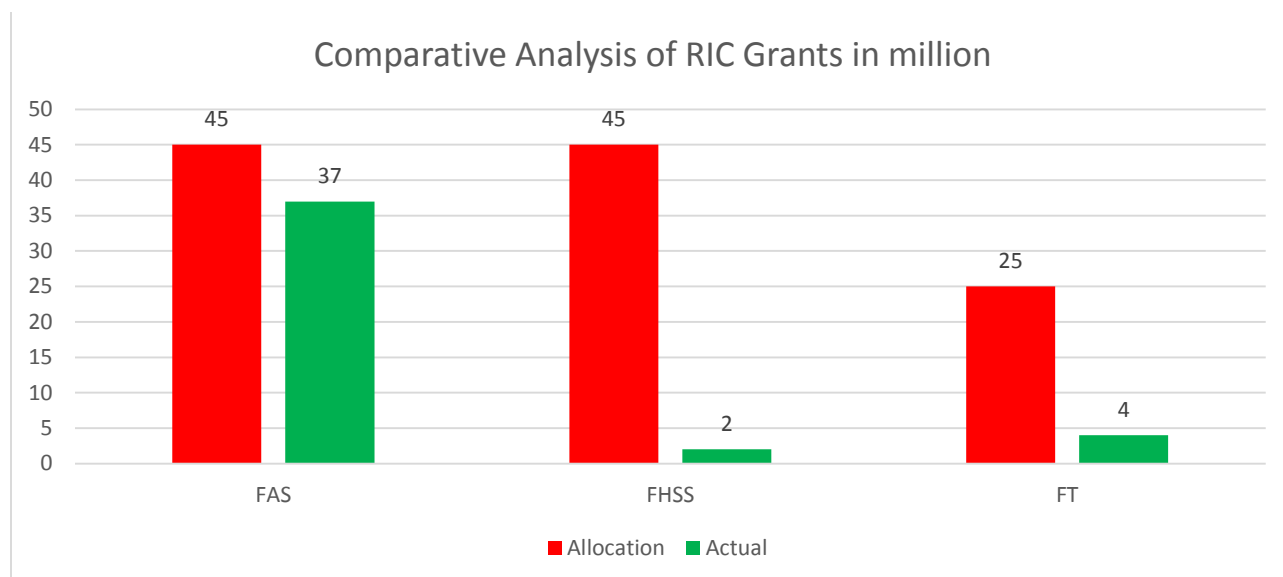
Research and Innovation Commercialization (RIC) grant

Under this grant, the university received 3 grants; each for Faculty of **Applied Science**, Faculty of **Humanities and Social Sciences** and Faculty of **Technology**.

Current progress of the each RIC grant as at 31st December 2020 is presented below:

Grant	Contract Sign Date	Allocation	Actual expenses	% Utilization	Remarks
RIC (FAS)	12 th Nov. 2018	45 million	36.7 million	82%	On going
RIC (FHSS)	29 th Nov 2019	45 million	1.8 million	04%	On going
RIC (FT)	29 th Nov 2019	25 million	4 million	16%	On going
Total		115 million	42.5 million	37%	

As of 31st December 2020 comparative analysis of three RIC grants are given bellow:

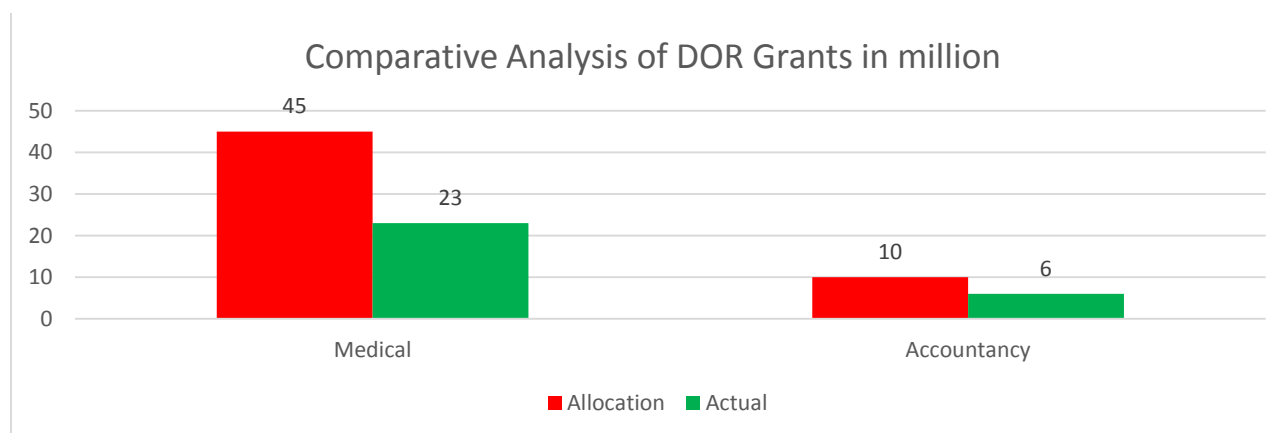


Development Oriented Research (DOR) grant

Current progress of the each DOR grant as at 31st December 2020 is presented below:

Grant	Contract Sign Date	Allocation	Actual expenses	% Utilization	Remarks
DOR (Acc)	10 th Dec. 2018	10 million	06 million	61%	On going
DOR (Med)	21 st May 2019	35 million	22.5 million	64%	On going
Total		45 million	28.5 million	63%	

As of 31st December 2020 comparative analysis of three DOR grants are given bellow:



Innovation Commercialization Enhancement (ICE) grant

Current progress of the each ICE grant as at 31st December 2020 is presented below:

Grant	Contract Sign Date	Allocation	Actual expenses	% Utilization	Remarks
ICE (FAS)	29 th Sep 2018	40 million	20.8 million	52%	On going

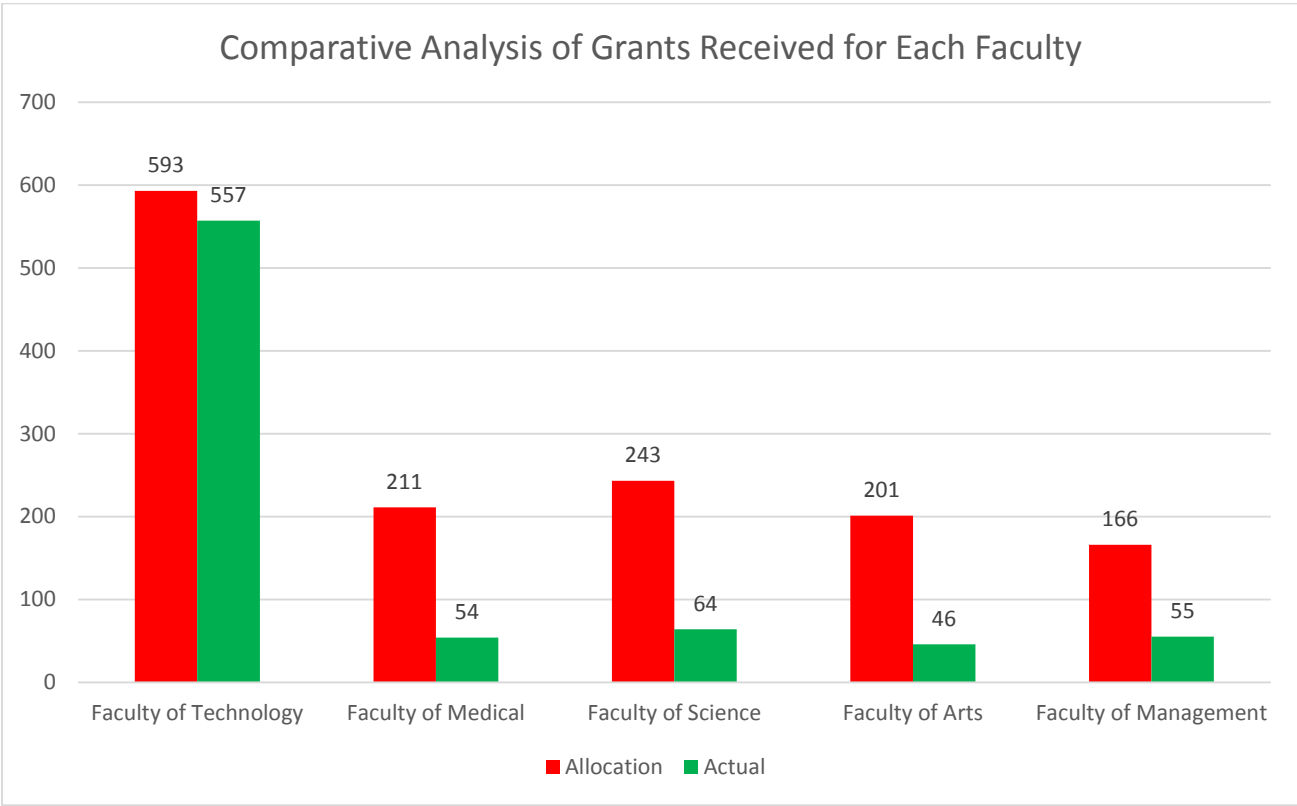
University Business Linkage Cell (UBL)

Current progress of the each UBL grant as at 31st December 2020 is presented below:

Grant	Contract Sign Date	Allocation	Actual expenses	% Utilization	Remarks
UBL	17 th July 2018	15 million	6.8 million	45%	On going

Current status of all the grants received by the University as at 31st December 2020 is presented below:

Faculty/Grant	Allocation Millions Rs	Utilized as at 31 st December 2020 millions Rs.	% Utilization
Result Area 1			
Faculty of Medical Sciences (STEM)	176	31.1	18%
Faculty of Technology (STEM)	567	552.7	97%
Faculty of Applied Science (STEM)	20	0	00%
Result Area 2			
ELTA-ELSE Grant -FHSS	120	34.7	29%
ELTA-ELSE Grant -FAS	120	04.9	04%
ELTA-ELSE Grant -FMSC	120	34.3	29%
ELTA-ELSE Department of Anthropology	18	03.9	22%
ELTA-ELSE Department of Geography	18	05.6	32%
ELTA-ELSE Department of Decision Sciences	18	08.9	50%
ELTA-ELSE Department of Marketing	18	05.3	30%
ELTA-ELSE Department of Sport science	18	01.2	07%
PhD Scholarships	153	92.4	60%
Result Area 3			
RIC Grant - Applied Science	45	36.7	82%
RIC Grant - Humanities & Social Science	45	01.4	08%
RIC Grant - Technology	25	04	16%
ICE Grant - Applied Science	40	20.8	52%
DOR Grant - Management & Commerce	10	06.1	61%
DOR Grant - Medical	35	22.4	64%
UBL Cell	15	6.8	45%
Total Grants	1,581	873.2	55%



Dr. W.G.S.Kelum
Director/OTS, AHEAD Operation